

Protecting the Public Purse Fraud Briefing 2013

Hinckley and Bosworth Borough Council



Agenda

- Introduction and purpose of your Fraud Briefing
- *Protecting the Public Purse (PPP) 2013* report – national picture
- Interpreting fraud detection results
- The local picture
- Questions?

And do not forget

- Checklist for those charged with governance (Appendix 2 of PPP 2013)*
- Questions councillors may want to ask/consider (Appendix 3 of PPP 2013)*

Purpose of Fraud Briefing at your council

- Opportunity for councillors to consider fraud detection performance, compared to similar local authorities
- Reviews current counter fraud strategy and priorities
- Discuss local and national fraud risks
- Reflect local priorities in a proportionate response to those risks

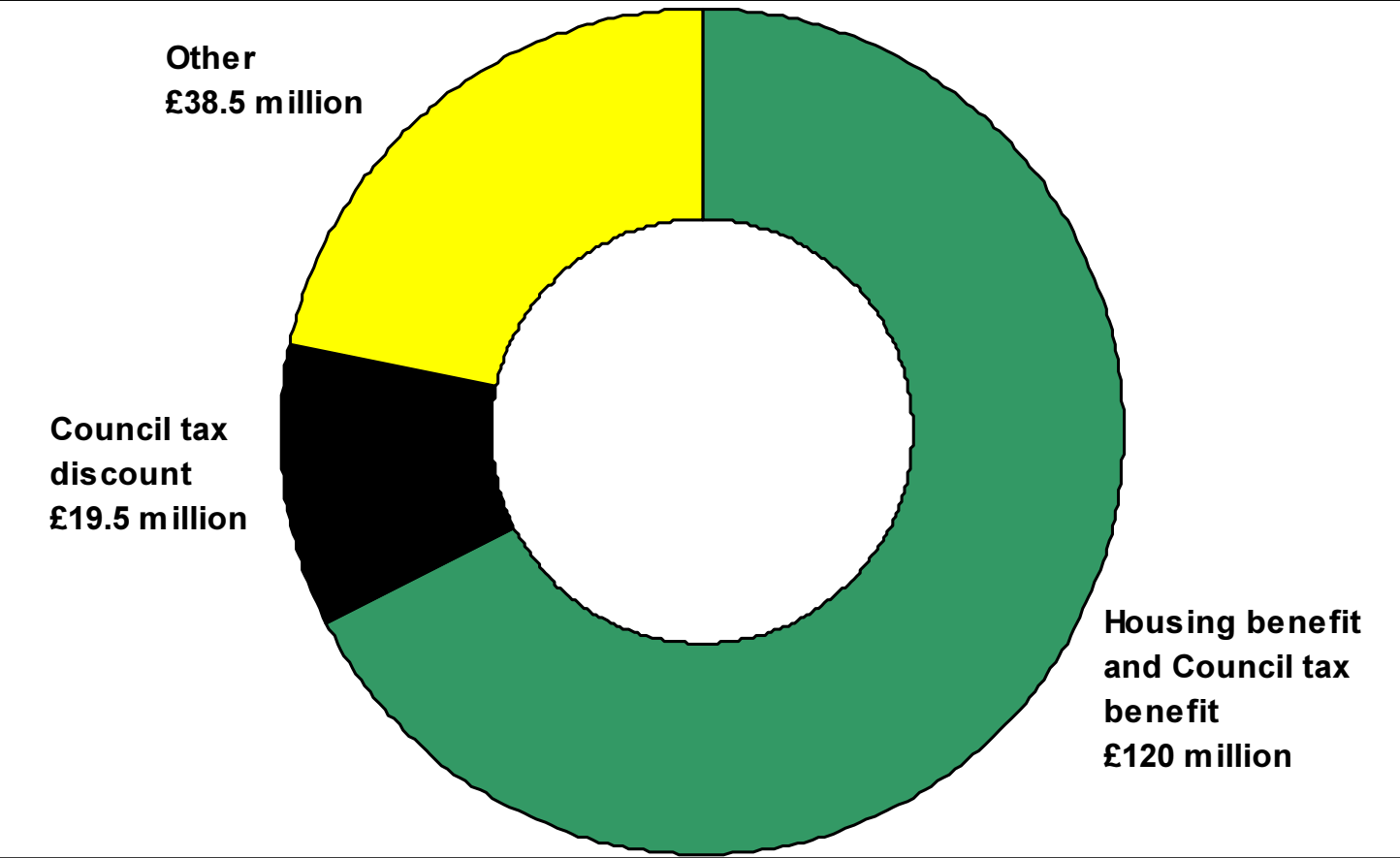
Introduction

- Fraud costs local government in England over £2 billion per year (*source: National Fraud Authority*)
- Fraud is never a victimless crime
- Councillors have an important role in the fight against fraud



National Picture 2012/13

Total cases detected 107,000, with a value of £178 million (excluding social housing fraud)



Nationally, the number of detected frauds has fallen by 14% since 2011/12 and the value by less than 1%

Interpreting fraud detection results

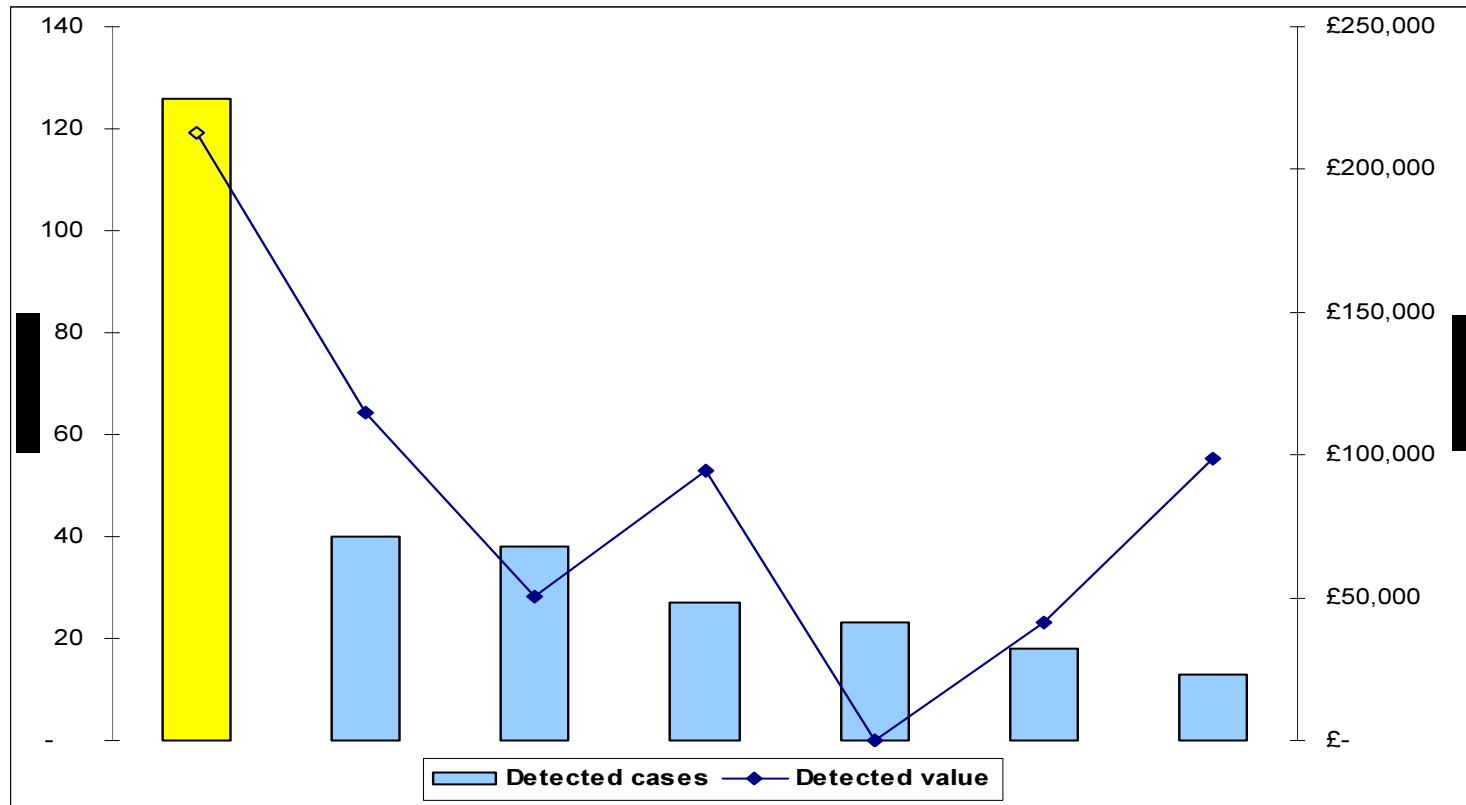
- Contextual and comparative information needed to interpret results
- Detected fraud is indicative, not definitive, of counter fraud performance (Prevention and deterrence should not be overlooked)
- No fraud detected does not mean no fraud committed (Fraud will always be attempted and even with the best prevention measures some will succeed)
- Councils who look for fraud, and look in the right way, will find fraud (There is no such thing as a small fraud, just a fraud that has been detected early)

Your council is highlighted in yellow in the graphs that follow

The local picture

How your council compares to other district councils in your county area

Total detected cases and value 2012/13



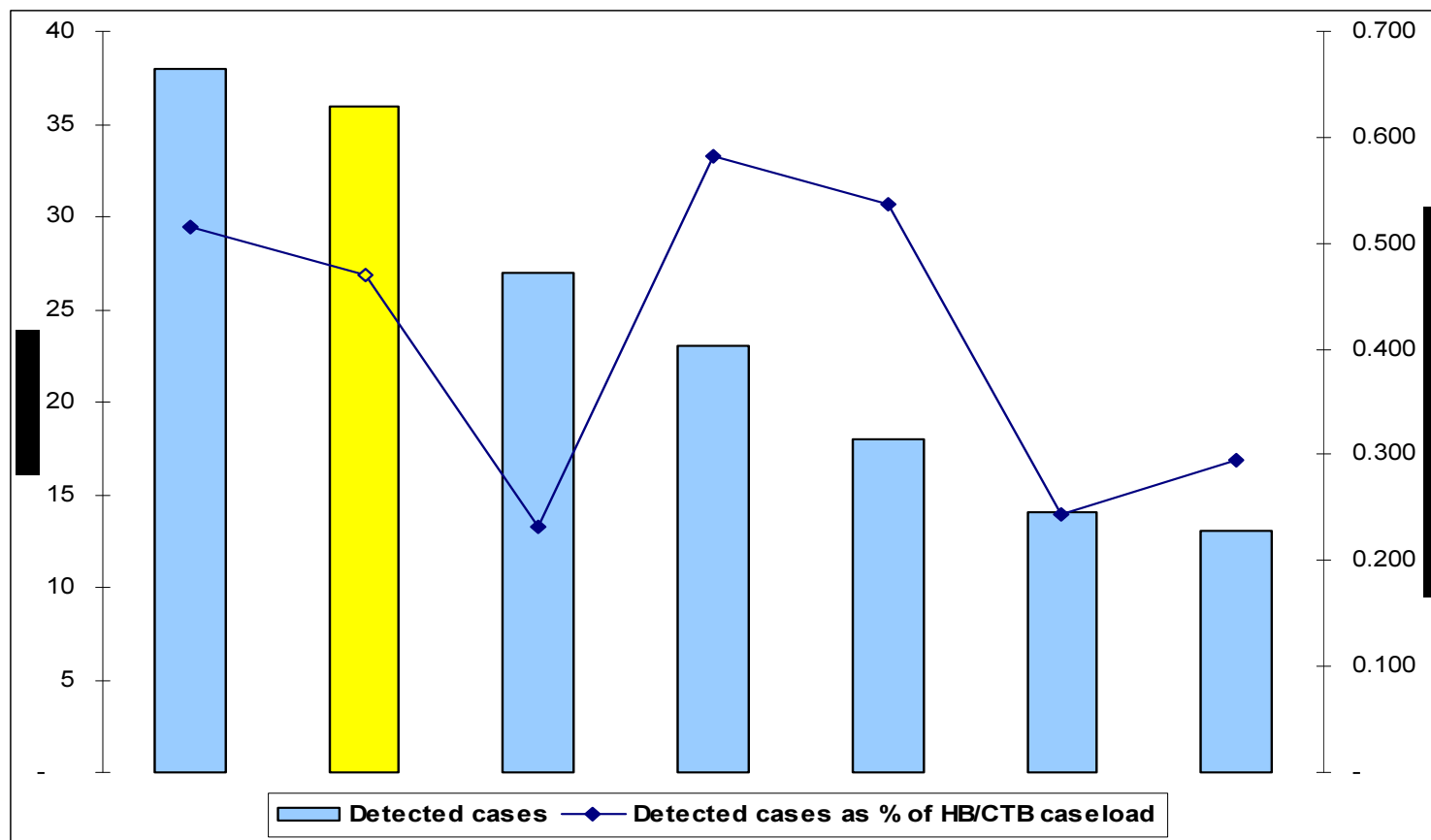
Hinckley and Bosworth detected: 126 cases, valued at £212,619

DC average for your county area: 41 cases, valued at £87,456

District councils in your county area 2012/13

Housing benefit (HB) and Council tax benefit (CTB) fraud

Detected cases and detected cases as a percentage of HB/CTB caseload



Hinckley and Bosworth detected: 36 cases, valued at £158,922

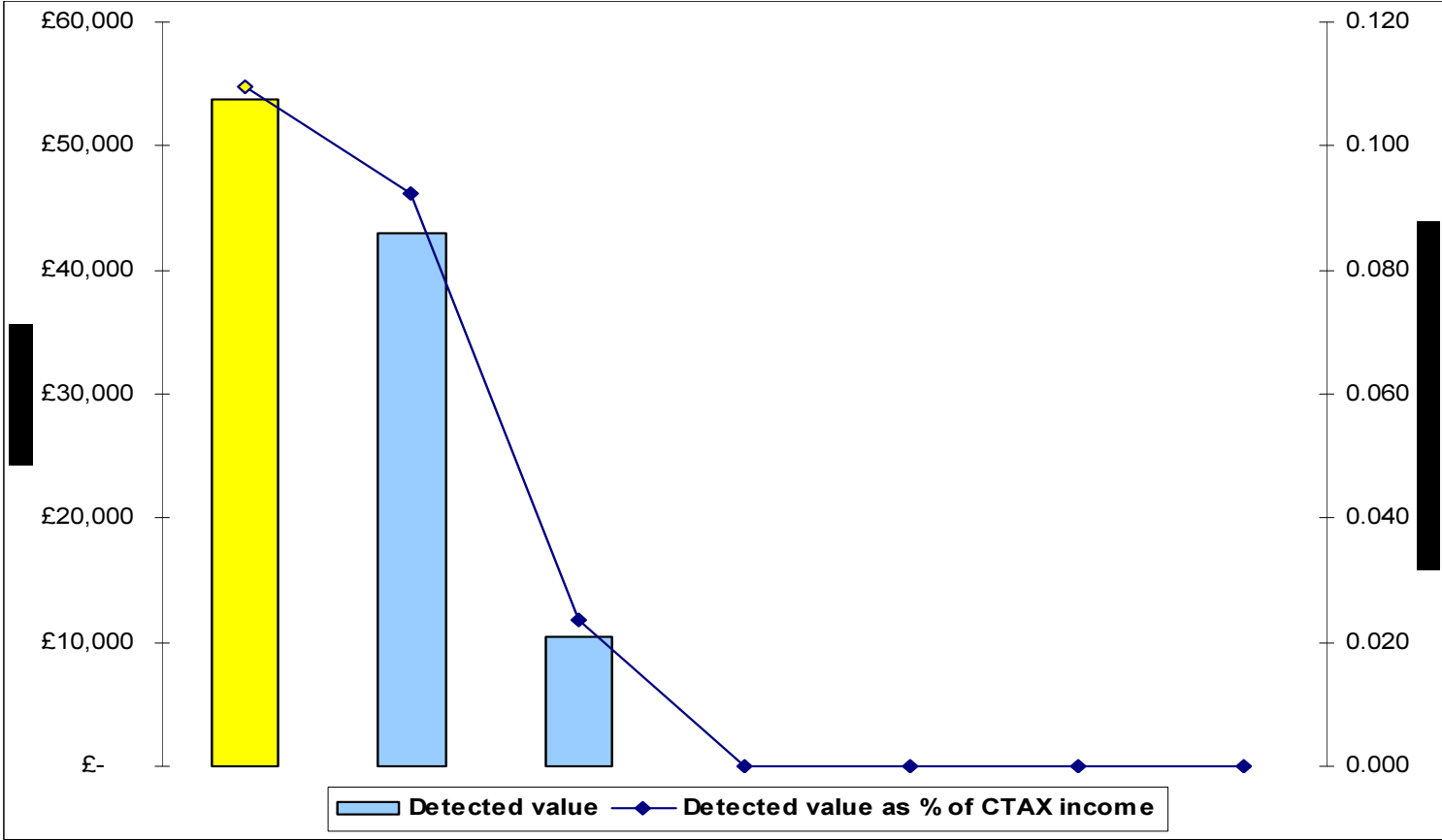
DC average for your county area: 24 cases, valued at £72,160



District councils in your county area 2012/13

Council tax (CTAX) discount fraud

Detected value and detected value as a percentage of council tax income



Hinckley and Bosworth detected: 90 cases, valued at £53,697

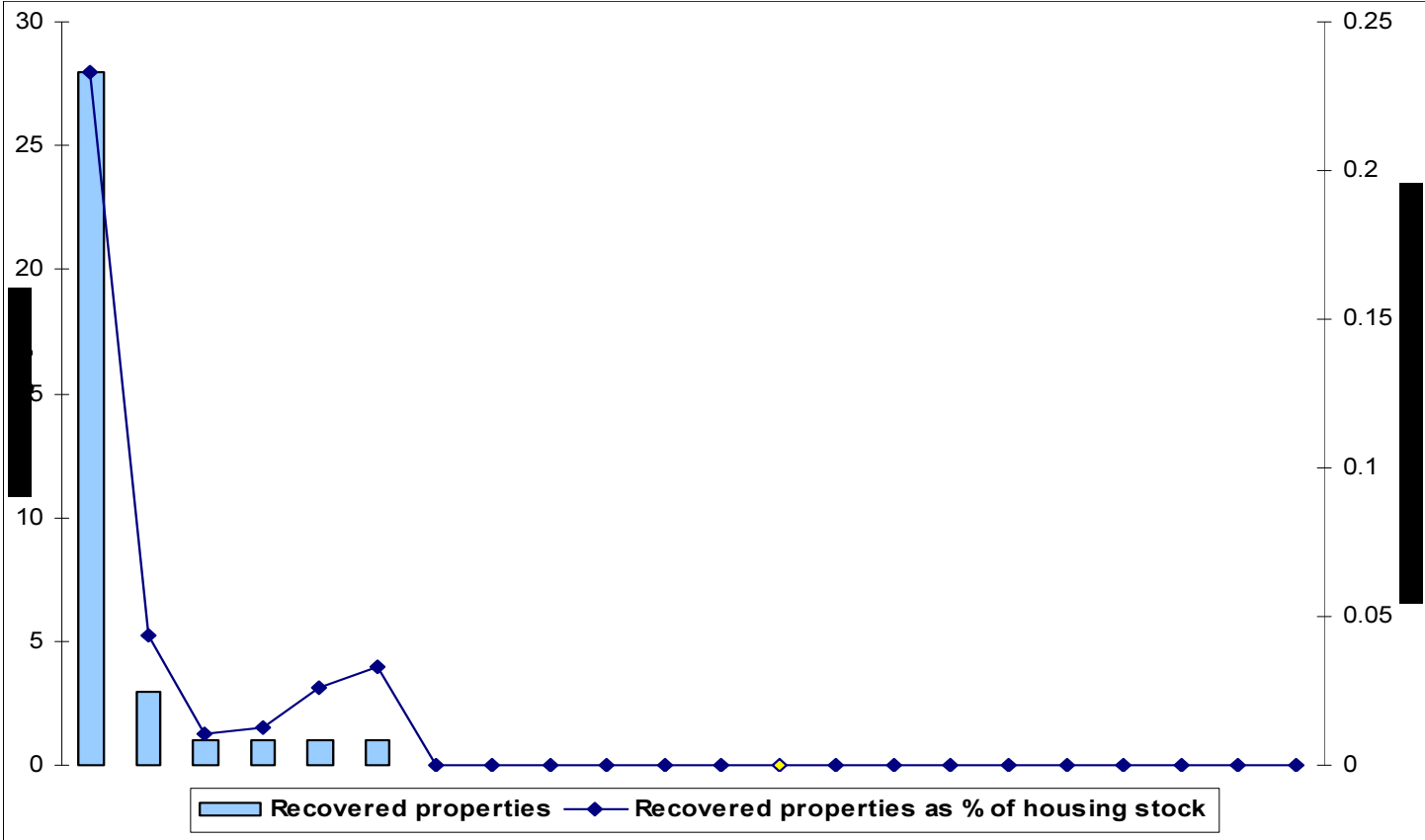
DC average for your county area: 16 cases, valued at £15,295



East Midlands region - district councils with housing stock 2012/13

Social housing fraud

Properties recovered and properties recovered as a percentage of housing stock



Hinckley and Bosworth recovered: no properties

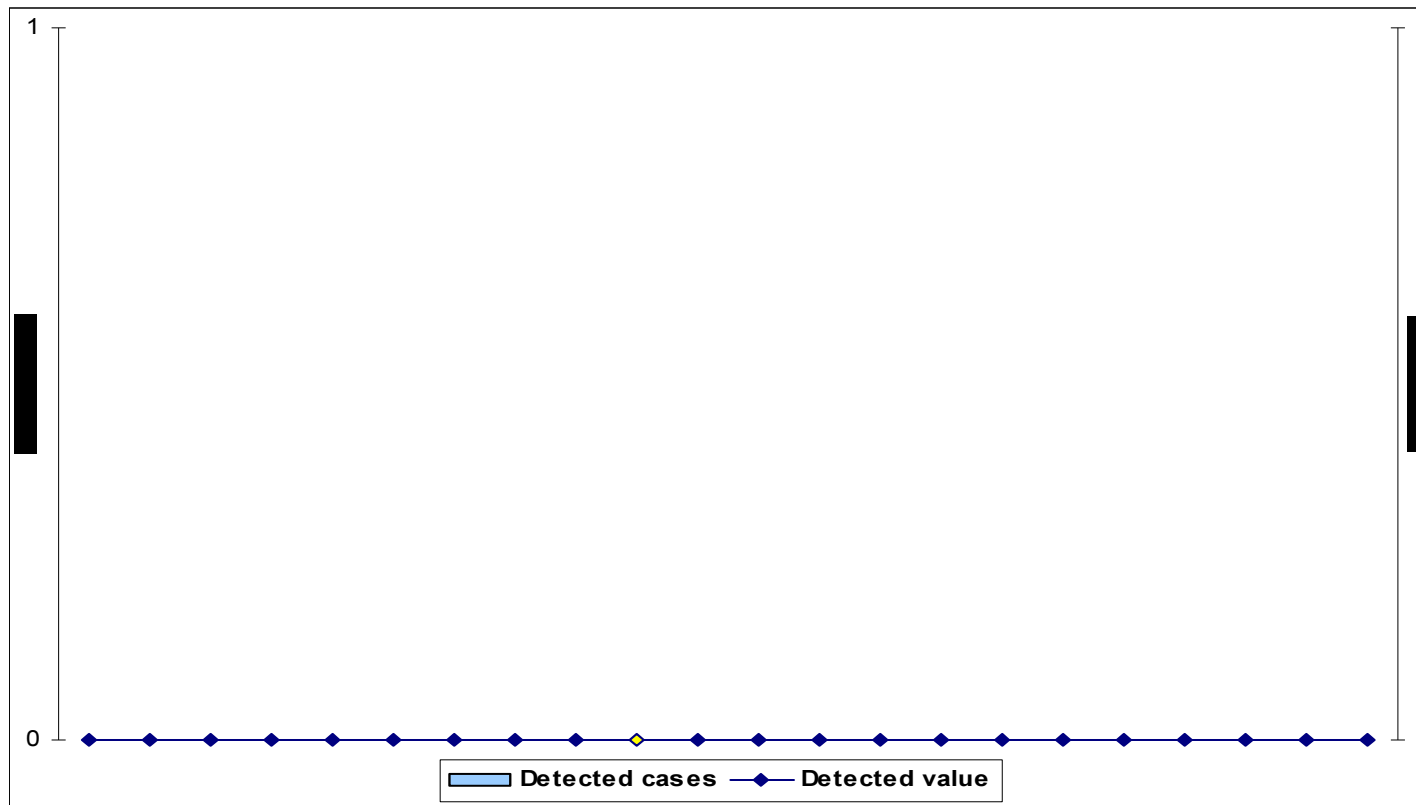
East Midlands regional average: 2 properties



East Midlands region - district councils with housing stock 2012/13

Right to buy fraud

Detected cases and detected value



Hinckley and Bosworth detected: no cases

East Midlands region total detected no cases

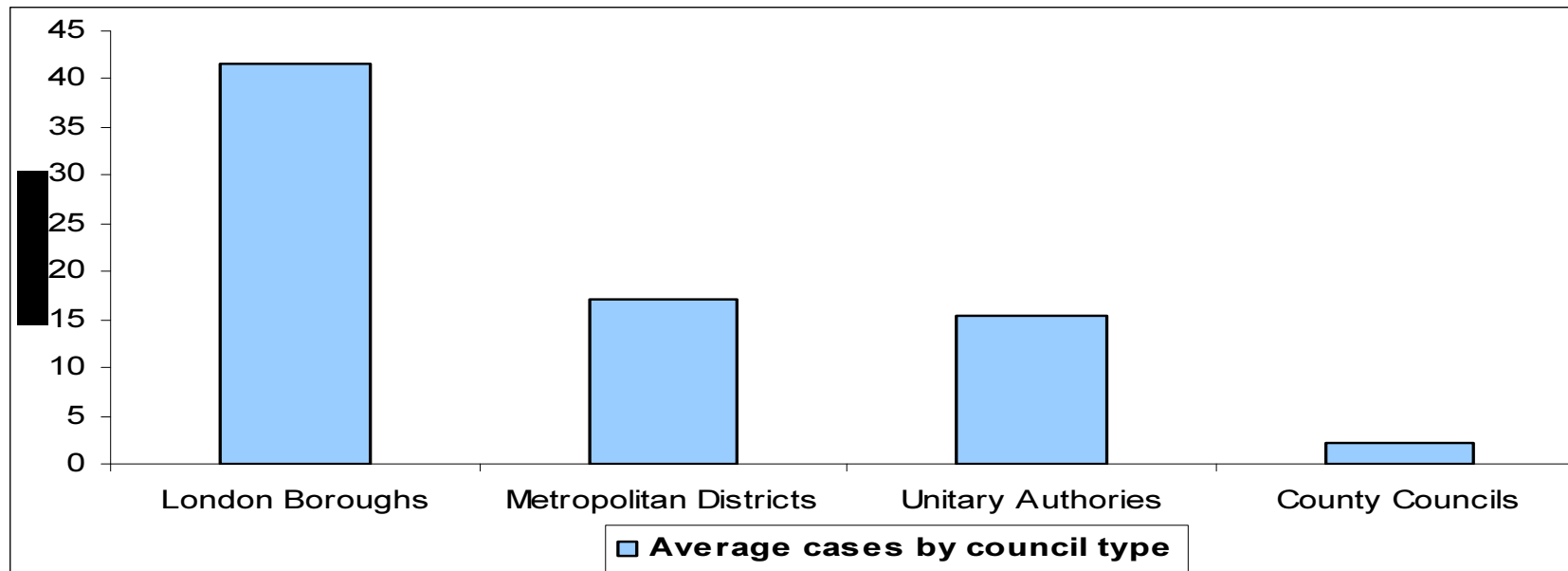
Hinckley and Bosworth Borough Council

Other frauds

- **Procurement:** no cases
*(Ave per DC in your county area: no cases
Total for all local government bodies in your region: 4 cases, valued at £39,044)*
- **Insurance:** no cases
*(Ave per DC in your county area: no cases
Total for all local government bodies in your region: 3 cases, valued at £7,300)*
- **Economic & Third sector:** no cases
*(Ave per DC in your county area: no cases
Total for all local government bodies in your region: 2 cases, valued at £54,730)*
- **Internal fraud:** no cases
*(Ave per DC in your county area: <1 case, no value recorded
Total for all local government bodies in your region: 59 cases, valued at £353,807)*

*Correctly recording fraud levels is a central element in assessing fraud risk
It is best practice to record the financial value of each detected case*

Disabled parking (Blue Badge) fraud Detected cases by issuing council type



In two-tier areas:

- county councils have administrative responsibility for issuing blue badges
- district councils face reduced car parking income as a result of the fraudulent abuse of blue badges.

Any questions?

